

# EXCO A Standard Profile Black Anodised Combination Entrance Matting with Alba and Nylon Brushes



PRODUCT DATASHEET

excelmatting.co.uk



FEATURES AND BENEFITS



ICON KEY ON SECOND PAGE

- Robust, high-quality aluminium system for heavy-duty use designed to cope with high footfall.
- Flexible, yet durable PVC linking joints for ease of handling and easy fitting.
- Custom-made to order to your specification.
- Choose from one, or a combination of different surface options.
- Also now available with vibrant coloured needlepunch or needlefelt polypropylene carpet inserts as used our Logomat products.
- Logomats can be incorporated into any EXCO A design.
- Accessories available.
- Manufactured in the UK.

## Technical Specification

Uniclass	Pr_35_57_11_26 Entrance mats
CAWS	N10 / 300 Entrance Matting
Material	Black Anodised rails, PVC connection strips, ECONYL® Regenerated Nylon Carpet Inserts and Nylon Brushes
Surface Finish	Carpet and Brushes
Product Height	10 mm
Durability	Heavy to very heavy traffic entrances
Environmental Resistance	Suitable for dry environments
UV Resistance	Yes
Typical Applications	Entrance areas
Installation Method	Installed into recessed well or laid to surface
Other Product Performance Information	Uniform floor load = 14.36 KN/ m <sup>2</sup> . Wheel load 159 kg per wheel
Fire Tested to	Alba inserts: BS EN 13501-1 Class C <sub>fl</sub> - s1
Slip Tested to	BS 7976-2 - low slip potential
COO (Country of Origin)	UK

Notes: Slip resistance specifications are based on the correct direction of travel i.e. perpendicular to the rails and inserts. **Black Anodised finish availability is subject to quantity required.**


STYLES AND COLOURS




Standard Profile Black Anodised  
Open Surface  
Alba Anthracite




Standard Profile Black Anodised  
Open Surface  
Alba Grey




Standard Profile Black Anodised  
Open Surface  
Alba Blue




Standard Profile Black Anodised  
Open Surface  
Alba Brown




Standard Profile Black Anodised  
Closed Surface  
Alba Anthracite



Standard Profile Black Anodised  
Closed Surface  
Alba Grey



Standard Profile Black Anodised  
Closed Surface  
Alba Blue



Standard Profile Black Anodised  
Closed Surface  
Alba Brown

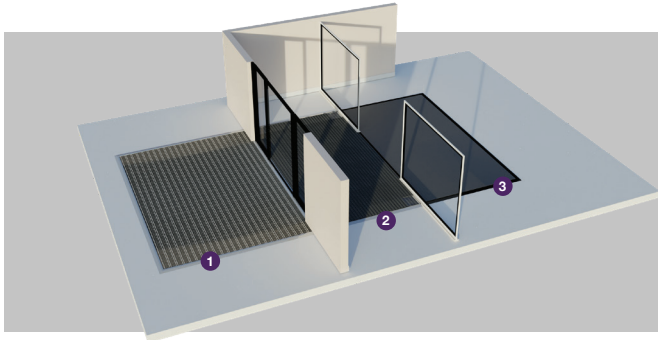
# EXCO A Standard Profile Black Anodised Combination Entrance Matting with Alba and Nylon Brushes



PRODUCT DATASHEET

excelmatting.co.uk

ZONES



### Zones

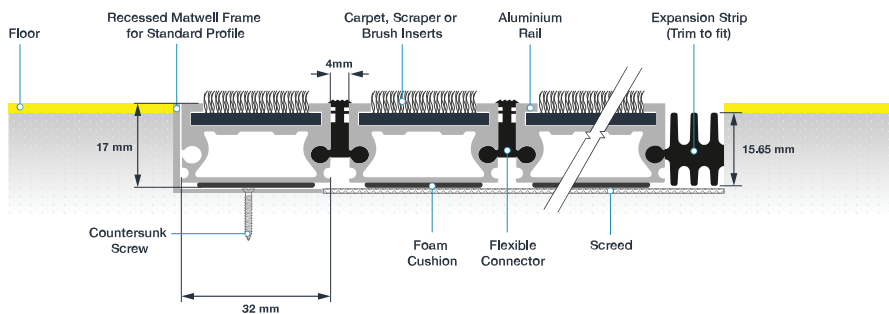
We recommend a zoning system when choosing your entrance matting. Whether your entrance extends outdoors or is fully covered, creating three zones delivers optimum dirt barrier performance, ensuring interior floors are kept clean and hazard free.



Light	Medium	High	Very High	Light	Medium	Heavy Duty	Max Duty	Dirt	Moisture
Less than 80 people per hour 3-4 metres	Up to 300 people per hour 6-7 metres	Around 600 people per hour 8-10 metres	Over 5,000 people per day 9-12 metres	Suitcases, Wheelchairs	Supermarket Trolleys, Sack barrows, Luggage trolleys	Supermarket Cages, Pallet Trucks	Forklift Trucks, Hydraulic Cranes	Most Effective Against Dirt/Soil	Most Effective Against Moisture
<b>Pedestrian Traffic</b>				<b>Wheeled Traffic</b>			<b>Contaminants</b>		
It is important that matting is a sufficient length to allow moisture and debris to be wiped off footwear as people walk across the mat. Our team recommends a minimum of six footsteps for this to be effective.				Depending on the nature of the building, the entrance may have to contend with different types of wheeled traffic. It is important that all matting complies with DDA Regulations/The Equality Act, so that wheelchairs can safely move on and off.			All of our products protect you against contaminants, but some products are more effective than others for removing either dirt or moisture. Use these icons to determine which.		

INSTALLATION

### EXCO A Black Anodised Closed Surface Standard Profile Entrance Matting Installed in a recessed well



**Note:** The Closed Surface and Open Surface options are dependent on preference and both can be installed in a matwell

### EXCO A Black Anodised Open Surface Standard Profile Entrance Matting Installed in a recessed well

